

CUT BEAM

เหล็กตัวที

TIS1227 : 2539 (1996)

Nominal Size	Weight	Sectional Dimension					Sectional Area	Moment of Inertia		Radius of Gyration		Modulus of Section		Center of Gravity
		H	B	t1	t2	r		Ix	Iy	ix	iy	Zx	Zy	Cx
mm	kg/m	mm	mm	mm	mm	mm	cm ²	cm ⁴	cm ⁴	cm	cm	cm ³	cm ³	cm
50X50	4.65	50.0	50	5.0	7	8	5.93	11.8	7.4	1.41	1.12	3.17	3.0	1.28
50x100	8.60	50.0	100	6.0	8	10	10.95	16.1	66.9	1.21	2.47	4.03	13.4	1.00
62.5x125	11.90	62.5	125	6.5	9	10	15.16	35.0	147.0	1.52	3.11	6.91	23.5	1.19
75x75	7.00	75.0	75	5.0	7	8	8.925	42.6	24.7	2.18	1.66	7.46	6.6	1.79
75x100	10.55	74.0	100	6.0	9	11	13.42	51.7	75.3	1.96	2.37	8.84	15.1	1.55
75x150	15.75	75.0	150	7.0	10	11	20.07	66.4	282.0	1.82	3.75	10.80	37.6	1.37
87.5x175	20.10	87.5	175	7.5	11	12	25.61	115.0	492.0	2.12	4.38	15.90	56.2	1.55
100x100	V 9.10	99.0	99	4.5	7	11	11.59	93.8	56.8	2.84	2.21	12.10	11.5	2.14
	10.65	100.0	100	5.5	8	11	13.58	114.0	67.0	2.90	2.22	14.80	13.4	2.29
100x150	15.30	97.0	150	6.0	9	13	19.51	125.0	254.0	2.53	3.61	15.80	33.8	1.79
100x200	24.95	100.0	200	8.0	12	13	31.77	184.0	801.0	2.41	5.02	22.30	80.1	1.73
	*28.10	100.0	204	12.0	12	13	35.77	256.0	851.0	2.67	4.88	32.40	83.4	2.09
	*32.85	104.0	202	10.0	16	13	41.85	251.0	1,100.0	2.45	5.13	29.50	109.0	1.91
125x125	V 12.85	124.0	124	5.0	8	12	18.83	248.0	147.0	3.63	2.79	25.60	23.5	2.78
	14.80	125.0	125	6.0	9	12	18.83	248.0	147.0	3.63	2.79	25.60	23.5	2.78
125x175	22.05	122.0	175	7.0	11	16	28.12	289.0	492.0	3.20	4.18	29.10	56.3	2.27
125x250	V 32.20	122.0	252	11.0	11	16	41.03	445.0	1,470.0	3.29	5.98	45.30	117.0	2.39
	*33.25	124.0	249	8.0	13	16	42.35	364.0	1,670.0	2.93	6.29	34.90	134.0	1.98
	36.20	125.0	250	9.0	14	16	46.09	412.0	1,820.0	2.99	6.29	39.50	146.0	2.08
	*41.10	125.0	255	14.0	14	16	52.34	589.0	1,940.0	3.36	6.09	59.40	152.0	2.58
150x150	V 16.00	149.0	149	5.5	8	13	20.40	393.0	221.0	4.39	3.29	33.80	29.7	3.26
	18.35	150.0	150	6.5	9	13	23.39	464.0	254.0	4.45	3.29	40.00	33.8	3.41

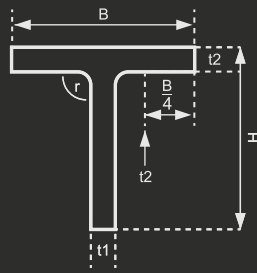

* กรุณาติดต่อสอบถามล่วงหน้าสำหรับสินค้ารายการนี้

บริษัท เซ็อไฟบูลย์สตีล จำกัด

1166 ถนนบางนา-ตราด แขวงบางนา

เขตบางนา กรุงเทพมหานคร 10260

Tel: 02-3990487-95 Fax: 02-3990998



CUT BEAM

เหล็กตัวที

TIS1227 : 2539 (1996)

Nominal Size	Weight	Sectional Dimension					Sectional Area	Moment of Inertia		Radius of Gyration		Modulus of Section		Center of Gravity
		H	B	t1	t2	r		Ix	Iy	ix	iy	Zx	Zy	Cx
mm	kg/m	mm	mm	mm	mm	mm	cm ²	cm ⁴	cm ⁴	cm	cm	cm ³	cm ³	cm
150x200	28.40	147.0	200	8.0	12	18	36.19	572.0	802.0	3.97	4.71	48.20	80.2	2.83
	*32.70	149.0	201	9.0	14	18	41.68	662.0	949.0	3.99	4.77	55.20	94.4	2.91
150x300	V 42.25	147.0	302	12.0	12	18	53.83	858.0	2,760.0	3.99	7.16	72.30	183.0	3.84
	*43.50	149.0	299	9.0	14	18	55.40	715.0	3,120.0	3.59	7.51	57.00	209.0	2.36
	47.00	150.0	300	10.0	15	18	59.89	798.0	3,380.0	36.5	7.51	63.70	225.0	2.47
	*53.00	150.0	305	15.0	15	18	67.39	1,110.0	3,550.0	4.05	7.26	92.50	233.0	2.03
	*53.00	152.0	301	11.0	17	18	67.41	903.0	3,870.0	3.66	7.57	71.40	257.0	2.55
175x175	V 20.70	173.0	174	6.0	9	14	26.34	679.0	396.0	5.08	3.88	50.00	45.5	3.71
	24.80	175.0	175	7.0	11	14	31.57	815.0	492.0	5.08	3.95	59.30	56.2	3.75
	*28.90	177.0	176	8.0	13	14	36.84	955.0	590.0	5.09	4.01	68.80	67.0	3.82
175x250	*34.60	168.0	249	8.0	12	20	44.08	881.0	1,540.0	4.47	5.92	64.00	124.0	3.02
	39.85	170.0	250	9.0	14	20	50.76	1,020.0	1,830.0	4.48	6.00	73.10	146.0	3.09
175x350	*53.00	169.0	351	13.0	13	20	67.63	1,420	4,690.0	4.59	8.33	104.00	267.0	3.21
	V 57.50	172.0	348	10.0	16	20	73	1,230	5,620.0	4.11	8.78	84.70	323.0	2.67
	*65.50	172.0	354	16.0	16	20	83.32	1,800	5,920.0	4.65	8.43	131.00	335.0	3.40
	68.50	175.0	350	12.0	19	20	86.94	1,520	6,790.0	4.18	8.84	104.00	388.0	2.86
	*78.00	175.0	357	19.0	19	20	99.19	2,200	7,220.0	4.71	8.53	158.00	404.0	3.59
200x200	V 28.30	198.0	199	7.0	11	16	36.08	1,190	723.0	5.76	4.48	76.40	72.7	4.17
	33.00	200.0	200	8.0	13	16	42.06	1,400	868.0	5.76	4.54	88.60	86.8	4.23
	*37.75	202.0	201	9.0	15	16	48.08	1,605.0	1,015.0	5.78	4.59	101.00	101.0	4.31
200x300	*47.15	193.0	299	9.0	14	22	60.05	1,530.0	3,120.0	5.04	7.12	95.50	209.0	3.33
	53.50	195.0	300	10.0	16	22	67.98	1,730.0	3,600.0	5.05	7.28	108.00	240.0	3.41

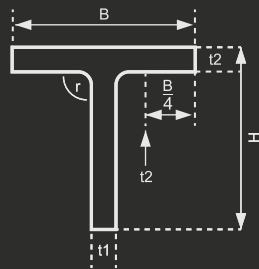
* กรุณาติดต่อสอบถามล่วงหน้าสำหรับสินค้ารายการนี้

บริษัท เชื้อไฟบูลย์สตีล จำกัด

1166 ถนนบางนา-ตราด แขวงบางนา

เขตบางนา กรุงเทพมหานคร 10260

Tel: 02-3990487-95 Fax: 02-3990998



CUT BEAM

เหล็กตัวที

TIS1227 : 2539 (1996)

Nominal Size	Weight	Sectional Dimension					Sectional Area	Moment of Inertia		Radius of Gyration		Modulus of Section		Center of Gravity
		H	B	t1	t2	r		Ix	Iy	ix	iy	Zx	Zy	Cx
mm	kg/m	mm	mm	mm	mm	mm	cm ²	cm ⁴	cm ⁴	cm	cm	cm ³	cm ³	cm
200x400	*70.00	194.0	402	15.0	15	22	89.23	2,480.0	8,130.0	5.27	9.54	158.00	404.0	3.70
	*73.50	197.0	398	11.0	18	22	93.41	2,050.0	9,460.0	4.68	10.10	123.00	475.0	3.01
	86.00	200.0	400	13.0	21	22	109.300	2,480.0	11,200.0	4.76	10.10	147.00	560.0	3.21
	*98.50	200.0	408	21.0	21	22	125.30	3,650.0	11,900.0	5.40	9.75	229.00	584.0	4.07
	V 116.00	207.0	405	18.0	28	22	147.70	3,620.0	15,500.0	4.95	10.20	213.00	776.0	3.68
225x200	*33.10	223.0	199	8.0	12	18	42.15	1,880.0	790.0	6.67	4.33	109.00	79.4	5.10
	38.00	225.0	200	9.0	14	18	48.38	2,160.0	936.0	6.68	4.40	124.00	93.6	5.15
	*44.45	228.0	201	10.0	17	18	56.67	2,499.0	1,155.0	6.64	4.51	141.40	114.9	5.13
225x300	*53.00	217.0	299	10.0	15	24	67.52	2,350.0	3,350.0	5.89	7.04	133.00	224.0	4.04
	62.00	220.0	300	11.0	15	24	78.69	2,680.0	4,060.0	5.84	7.18	149.00	270.0	4.05
	*72.50	223.0	302	13.0	21	24	92.16	3,232.0	4,830.0	5.92	7.24	179.00	320.0	4.27
250x200	*39.75	248.0	199	9.0	14	20	50.64	2,840.0	922.0	7.49	4.27	150.00	92.6	5.90
	44.80	250.0	200	10.0	16	20	57.12	3,210.0	1,070.0	7.50	4.33	196.00	107.0	5.96
	*51.50	253.0	201	11.0	19	20	65.65	3,670.0	1,290.0	7.48	4.43	190.00	128.0	5.95
250x300	*57.00	241.0	300	11.0	15	26	72.76	3,420.0	3,380.0	6.85	6.82	178.00	225.0	4.92
	64.00	244.0	300	11.0	18	26	81.76	3,620.0	4,060.0	6.66	7.07	184.00	270.0	4.66
	*75.00	247.0	302	13.0	21	26	95.70	4,351.0	4,830.0	6.74	7.10	219.60	320.0	4.89
300x200	*47.30	298.0	199	10.0	15	22	60.23	5,190.0	989.0	9.29	40.05	236.00	99.4	7.79
	53.00	300.0	200	11.0	17	22	67.21	5,810.0	1,140.0	9.3	4.12	262.00	114.0	7.84
	*60.00	303.0	201	12.0	20	22	76.24	6,570.0	1,360.0	9.28	4.22	292.00	135.0	7.79
	*67.00	306.0	202	13.0	23	22	85.33	7,340.0	1,590.0	9.27	4.31	322.00	157.0	7.79

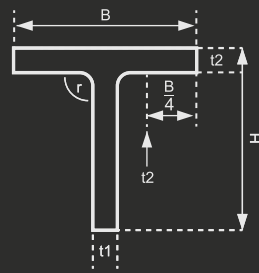

* กรุณาติดต่อสอบถามล่วงหน้าสำหรับสินค้ารายการนี้

บริษัท เซ็โไฟบูลย์สตีล จำกัด

1166 ถนนบางนา-ตราด แขวงบางนา

เขตบางนา กรุงเทพมหานคร 10260

Tel: 02-3990487-95 Fax: 02-3990998



CUT BEAM

เหล็กตัวที

TIS1227 : 2539 (1996)

Nominal Size	Weight	Sectional Dimension					Sectional Area	Moment of Inertia		Radius of Gyration		Modulus of Section		Center of Gravity
		H	B	t1	t2	r		Ix	Iy	ix	iy	Zx	Zy	Cx
mm	kg/m	mm	mm	mm	mm	mm	cm ²	cm ⁴	cm ⁴	cm	cm	cm ³	cm ³	cm
300x300	*68.50	291.0	300	12.0	17	28	87.24	6,360.0	3,830.0	8.54	6.63	280.00	256.0	6.39
	75.50	294.0	300	12.0	20	28	96.24	6,710.0	4,510.0	8.35	6.85	288.00	301.0	6.08
	*87.50	297.0	302	14.0	23	28	111.20	7,920.0	5,290.0	8.44	6.90	339.00	350.0	6.33
350x300	*83.00	346.0	300	13.0	20	28	105.70	11,300.0	4,510.0	10.3	6.53	425.00	301.0	7.99
	92.50	350.0	300	13.0	24	28	117.70	12,000.0	5,410.0	10.1	6.78	438.00	361.0	7.55
400x300	*95.50	396.0	300	14.0	22	28	121.70	17,100.0	4,960.0	12.1	6.38	593.00	331.0	9.66
	105.00	400.0	300	14.0	26	28	133.7	18,800.0	5,860.0	11.9	6.62	610.00	391.0	9.18
450x300	106.50	445.0	299	15.0	23	28	135.45	26,000.0	5,143.0	13.86	6.16	790.03	344.0	11.59
	121.50	450.0	300	16.0	28	28	154.90	29,240.0	6,322.0	13.74	6.39	866.37	421.5	11.25
	V 143.00	456.0	302	18.0	34	28	182.00	34,251.0	7,833.0	13.72	6.56	997.41	518.7	11.25

* กรุณาติดต่อสอบถามล่วงหน้าสำหรับสินค้ารายการนี้

TOLERANCE

ค่าความคลาดเคลื่อน

CUT BEAM

Tolerance			Remark
Depth (H)	H ≤ 150 150 < H ≤ 250 H > 250	± 5.0 ± 6.0 ± 7.0	
Other Dimensional Tolerances		Same as H Sections	

Chuaphaibul Steel Co.,Ltd.

1166 Bangna-Trad Road

Bangna Bangkok 10260

Tel: 02-3990487-95 Fax: 02-3990998